

Gaines Citizens Courier

Town of Gaines

Volume 4, Issue 4

DECMEBER 2010

From Your Highway Department


Inside this issue:

Notes from your Assessor	2
Military Address Book	2
From the Historian's Desk	3
Bicentennial Information	4-5
Gaines Recipe Roundup	5
Christmas Fun	6-7
Town and Planning Board Meeting schedule for 2011	8

Special points of interest:

- * Military Address Book Information
- * Court Cancellation Procedure
- * Next Water Billing Date
- * Dog License Information
- * A goodbye to Loretta Long
- * 2011 Town and Planning Board Meeting Dates

Mailboxes occasionally become damaged during snow removal. It is not done intentionally. We do repair or replace, if need be, any mailbox that we may damage **on a Town Road (many roads in Gaines are State/County Roads)**. If replacement is necessary, a standard box will be installed.



It should be noted that no legal authority requires us to do so. In fact, *Section 319* of the *NYS HIGHWAY LAW* proposes that mailboxes are considered obstructions and are purely allowed as a convenience. Please be sure that your mailbox is secured to its post.

Section 1219 of the *NYS Vehicle and*

Traffic Law prohibits the act of pushing snow from private driveways onto a roadway or shoulder. This may well cause a serious accident, and the offender can be held liable. Please advise your snow removal contractor.

Slick road can contribute to a collision, but accidents are generally caused by drivers who fail to adjust their own driving to meet the conditions present. Drive safely!

From The Town Clerk

Taxes will be sent out in January 2011. To pay you can either bring in or mail your payment to the Town Hall at 14087 Ridge Road Albion, NY 14411. Our hours are

Monday through Thursday 8-3 and Friday 8-12. Payments can also be placed in the tax/water drop-box on the outside of the building during

afterhours. If you are mailing in your payment, postmarked dates are accepted. For payments that are mailed or put in the drop-box, a receipt will be mailed to your home.

Jean Klatt

Notes From The Assessor

Please remember that if you have an Agricultural Exemption, you need to file a renewal by March 1, 2011.

Also, Senior STAR renewals will be mailed out within the next few weeks. If you receive an application, you need to return it with your 2009 income tax information no later than March 1, 2011. If you receive a green card, then

you are already approved through NYS Taxation and Finance.

The renewal applications for the Aged exemption will also be mailed out within the next few weeks. This needs to be filled out with your income information and returned by March 1, 2011. Please note that the deadline for all exemptions is March 1, 2011.

The Assessor's office is located at the Orleans County Real Property Tax Office, 3 South Main Street, Albion.

If you have any questions or concerns, feel free to call me:

Coleen Pahura

589-5400

Town Tidbits

—Attention Business & Organizations: We would like to begin a directory in the newsletter. Please send us your contact information and a short summary of services you provide

—Would you like to have something published? Have Comments and /or suggestions? Let us know! All material is subject to approval.

—The Orleans County Animal Shelter is selling calendars with pictures of adopted pets for \$5 each. If you would like one, stop by the Town Hall.

— Court News: 'tis the season for bad weather. If conditions are poor, court will be canceled. In order to know if you should come or not, call the court clerk at 585-589-4592 ext 11. If no one answers, a voice mail will let you know if court is canceled or not.

Mail all information to
14087 Ridge Road, Albion
or
water@townoggaines.org

Attention Military Parents

Military Parents, we need your help. We would like to put a military address book for our local service men and women in our newsletters.

The purpose of the address book would be to allow the community to keep in touch with those serving our country.

Please send addresses to the Town Hall or email them to water@townofgaines.org. To the right is an example of what to provide us with.

Thank You!



U.S. MARINES
John Doe
son of Jack & Jane Doe
Ridge Road, Albion
PFC Doe, John
3rd BN, 3rd Marines
MCBH Kaneohe Bay, Hawaii 96863

From The Historian's Desk

CHRISTMAS PAST

Dee Robinson, Gaines Historian

Email: deerob@mail.com Phone 585-589-4355

Gaines History Website: www.gaineshistory.org

I thought it might be refreshing to read about a Christmas past! I found two snippets in the Orleans Republican newspaper about Christmas nearly a century ago. In the December 20, 1916 issue was this recounting of preparations for Christmas in Gaines.

"Merry Christmas to all readers of the Republican. . . . The annual W.C.T.U. reception will be held one week from Friday. Further notice given next week. . . . A Christmas entertainment will be given at the Grange Thursday evening by the children, with a little help from some of the older ones. A surprise is in store for the little folks, so all parents are urged to come and bring their children. A Christmas pantomime will be one of the features, dialogues, music, etc., all together making a splendid treat. Be sure and come. . . . The Christmas concert was well attended and the little folks did well in songs and recitation. Little three-year-old Winton Hatch made his debut as a soloist and did very nicely, considering his age. . . . At the community social last week, the supper was served by the gentlemen. O.C. Mather acted as "chef" and the delicious oyster stew he served deserved all the praise that was given. When it comes to cooking, "Orrie" can't be beat. E. A. Rowley, C. W. Prussia, L. W. Chester, H. R. Anderson, W. P. Howes, E. E. Barnum, Charles Wilson and William Eddy served the supper in fine style. The tables were tastefully arranged and everything was good. About 150 enjoyed the supper. The lecture was interesting and showed how the Mountain Whites live, and struggle on."

Also two years before in the Orleans Republican, on December 30, 1914, I found a report of Christmas at the schoolhouse at Childs, which is now the Schoolhouse at the Cobblestone Museum.

"The Christmas tree and exercises at the school house were enjoyed by all. The children presented their teacher with a handsome rug and basket. She, as usual, remembered them. John Anderson and Ralph Appleton furnished candy and an orange to each child."

Water Billing

Water Bills will be going out around the beginning of January. The Period covered will be from the end of September to the end of December.

Water rates are \$4.25 per 1,000 gallons plus a \$16 maintenance fee. Customers have 15 days to pay without penalty, then an

additional 5 days with the 10% penalty.

Reminder: the Town does not follow postmarks: payment needs to be in our office by the due date to avoid penalty.

The water department can be reached at 589-4592 ext 12 or water@townofgaines.org



Orleans County Health Department Clinics (589-7000)

Flu Clinic Schedule at the Health Department

[http://orleansny.com/Departments/DepartmentsNZ/PublicHealth/
PublicHealthNursing/ImmunizationClinics/tabid/132/Default.aspx](http://orleansny.com/Departments/DepartmentsNZ/PublicHealth/PublicHealthNursing/ImmunizationClinics/tabid/132/Default.aspx)

Walk-in Clinic at the Orleans County Health Department on Thursdays during December and January 2-4pm

http://orleansny.com/LinkClick.aspx?fileticket=3x3Mh_1Y3oo%3d&tabid=85

Free Adult Vaccines at the Health Department

<http://orleansny.com/LinkClick.aspx?fileticket=JzNrkpZCIGQ%3d&tabid=85>

Attention:

The Bicentennial Committee is looking for videos and pictures from the events last year. If you have any that you would be willing to share please contact Carol Culhane at 585-738-3016



Dog License

We recently sent out delinquent dog license reminders. Please pay them as soon as possible.

Currently, the State is responsible for sending out dog license renewals and sometimes they are behind, so dou-

ble check your records to see if you need to renew.

Also, when renewing, the rabies have to be up to date in

our records, so if they have expired make sure to bring or send the new information.

Any Questions call 589-4592



Goodbye Loretta

Loretta Long has decided to step down as the Planning/Zoning Board Secretary and Deputy Town Clerk for the Town of Gaines. Loretta and her husband John moved to Gaines in 1962 from Ithaca NY. They have lived in Gaines



since then with their two sons, Doug and Jeff.

Loretta began her tenure at the Town in July of 1991. She started out as Deputy Town Clerk under Ruth Drew and continued to serve under Town Clerks Deborah Radzinski and Jean

Klatt. In 1995 she took over the position of Planning/Zoning Board secretary. We wish Loretta the best of luck and thank her for her many years of wonderful service to the Town and its residents.

Goodbye Loretta, you will be missed.

Bicentennial Memorabilia



Bicentennial memorabilia is available at reduced prices. Stop by at the Town Hall to pick up a piece of history.



Cake Balls

Prep Time: 40 minutes
Cook Time: 30 minutes
Ready in 1 hour 10 minutes
(without cooling)
Servings: 36



Ingredients:

1 (18.25 oz.) pkg. chocolate cake mix
1 (16 oz.) container prepared chocolate frosting
Chocolate for melting and coating the cake/frosting mixture (3 to 4 cups worth)

Directions

- prepare the cake mix to pkg. directions using any of the recommended pan sizes. When cake is done, let it cool for a while, then crumble while warm into a large bowl, and stir in the frosting until well blended. (if you do it while the cake is hot, it will be very gooey, some people also recommended using less frosting). Use a melon baller or small scoop to form balls of the chocolate cake mixture. Place the balls, in the fridge or freezer for at least an hour (some people recommended placing the mixture in the fridge before you form the balls, your choice).
- melt chocolate coating in a glass bowl in the microwave, or in a metal bowl over a pan of simmering water, stirring occasionally until smooth.
- Dip the balls in chocolates using a toothpick or fork to hold them. Place on waxed paper on a cookie sheet. Then decorate as you wish. Place in the fridge or freezer to set.

Tip: this recipe can be mixed and matched with many different cake/frosting combinations. Also, try putting nuts or chopped up candy in the cake/frosting mix.

(all rights reserved © 2010 Allrecipes.com)

**Gaines
Recipe
Roundup**
(continued on page 7)

A Parent's Night Before Christmas

'Twas the night before Christmas when all through the house
I searched for the tools to hand to my spouse.
Instructions were studied and we were inspired,
In hopes we could manage "Some Assembly Required."
The children were quiet (not asleep) in their beds,
While Dad and I faced the evening with dread:
A kitchen, two bikes, Barbie's town house to boot!
And, thanks to Grandpa, a train with a toot!

We opened the boxes, my heart skipped a beat....
Let no parts be missing or parts incomplete!
Too late for last-minute returns or replacement;
If we can't get it right, it goes in the basement!

When what to my worrying eyes should appear,
But 50 sheets of directions, concise, but not clear,
With each part numbered and every slot named,
So if we failed, only we could be blamed.

More rapid than eagles the parts then fell out,
All over the carpet they were scattered about.
"Now bolt it! Now twist it! Attach it right there!
Slide on the seats, and staple the stair!
Hammer the shelves, and nail to the stand."
"Honey," said hubby, "you just glued my hand."

And then in a twinkling, I knew for a fact
That all the toy dealers had indeed made a pact
To keep parents busy all Christmas Eve night
With "assembly required" till morning's first light.

We spoke not a word, but kept bent at our work,
Till our eyes, they went bleary; our fingers all hurt.
The coffee went cold and the night, it wore thin
Before we attached the last rod and last pin.

Then laying the tools away in the chest,
We fell into bed for a well-deserved rest.
But I said to my husband just before I passed out,
"This will be the best Christmas, without any doubt.

Tomorrow we'll cheer, let the holiday ring,
And not have to run to the store for a thing!
We did it! We did it! The toys are all set
For the perfect, most perfect, Christmas, I bet!"

Then off to dreamland and sweet repose I gratefully went,
Though I suppose there's something to say
for those self-deluded...
I'd forgotten that batteries are never included!


Christmas Crafts for Kids - Reindeer Craft Treat Holder

These whimsical little reindeer can serve as place card holders for a holiday table, party favors, or give a large reindeer as a gift, filled with the recipients favorite candy!

You'll Need:

Scissors
Craft glue, glue stick or glue dots
Terracotta clay pots; 2"-5"
Plastic eyes
Red pom-poms (glitter pom-poms are a fun addition!)
Three shades of brown craft foam, cardstock paper or construction paper;
we combined all three to make our reindeer family.

parts pictured for the large reindeer



2 antlers
2 large ears
2 small ears
2 eyes
one red nose

How to Make It:

First, with one shade of brown, cut the antlers to match the size of your pot. If you are making the larger reindeer, use a child's handprint as pattern. Then, cut the ears with the other brown. We used a lighter shade of brown to add yet another layer to the ears but that's not necessary.

Attach the ears to the back of the pot. Then add the antlers.

Glue the eyes and nose the front. Fill the pot with candy, nuts or other goodies. It's that simple!



Gaines Recipe Roundup, Simple Baked Apples

Ingredients

- 6 apples - peeled, cored and sliced
- 1/2 cup white sugar
- 3 tablespoons all-purpose flour
- 1/2 teaspoon ground cinnamon
- 1/2 teaspoon ground nutmeg
- 1/4 teaspoon ground cloves
- 1/2 cup raisins
- 1/2 cup chopped walnuts
- 1/2 cup whole milk

Directions

- 1.) Preheat oven to 350 degrees F (175 degrees C). Grease a 2 quart casserole dish, or coat with non-stick cooking spray.
- 2.) Place apples in a large bowl. In a small bowl, mix together sugar, flour, cinnamon, nutmeg and cloves. Stir spice mixture into apples until evenly distributed. Fold in raisins and walnuts. Spoon into prepared dish. Pour milk evenly over apple mixture.

- 3.) Bake in preheated oven for 45 to 60 minutes, or until soft and bubbly. Allow to cool slightly before serving.



No Good Deed

The Missing Five Pound Note

Chippenham George worked for the Post Office and his job was to process all the mail that had illegible addresses. One day just before Christmas, a letter landed on his desk simply addressed in shaky handwriting: 'To God'. With no other clue on the envelope, George opened the letter and read:

Dear God,

I am an 93 year old widow living on the State pension. Yesterday someone stole my purse. It had £100 in it, which was all the money I had in the world and no pension due until after Christmas. Next week is Christmas and I had invited two of my friends over for Christmas lunch. Without that money, I have nothing to buy food with. I have no


family to turn to, and you are my only hope. God; can you please help me?

Chippenham George was really touched, and being kind hearted, he put a copy of the letter up on the staff notice board at the main Fareham sorting office where he worked. The letter touched the other postmen and they all dug into their pockets and had a whip round. Between them they raised £95. [\$170 USD] Using an officially franked Post Office envelope, they sent the cash on to the old lady, and for the rest of the day, all the workers felt a warm glow thinking of the nice thing they had done.

Christmas came and went. A few days later, another letter simply addressed to 'God' landed in the Sorting Office. Many of the postmen gathered around while George opened the letter. It read,

Dear God,

How can I ever thank you enough for what you did for me? Because of your generosity, I was able to provide a lovely luncheon for my friends. We had a very nice day, and I told my friends of your wonderful gift - in fact we haven't gotten over it and even Father John, our parish priest, is beside himself with joy. By the way, there was £5 [\$10 USD] missing. I think it must have been those thieving fellows at the Post Office.



George could not help musing on Oscar Wilde's quote: 'A good deed never goes unpunished'

Town Board

Supervisor: C.W. Lattin
 Town Hall: 589-4592
 Residence: 589-9510

Councilman: David Kast
 Residence: 589-1210

Councilman: Jim Kirby
 Residence: 589-7540

Councilwoman: Sue Smith
 Residence: 589-1223

Councilwoman: Lorraine Oakley
 Residence: 589-7556

Town Board Meeting Dates

2011 Town Board Meeting Dates. Meetings are held at 7:30 PM, the second Tuesday of the month, unless otherwise noted. Meeting are held at the Town Hall.

January 4, 2011
 February 8, 2011
 March 8, 2011
 April 12, 2011
 May 10, 2011
 June 14, 2011
 July 12, 2011
 August 9, 2011
 September 6, 2011
 October 11, 2011
 November 1, 2011
 December 13, 2011 @ 7:30pm
 December 28, 2011 @ 4pm

Planning Board Meeting Dates

January 3, 2011
 February 7, 2011
 March 7, 2011
 April 4, 2011
 May 2, 2011
 June 6, 2011
 July 11, 2011
 August 1, 2011
 September 12, 2011
 October 3, 2011
 November 7, 2011
 December 5, 2011

2011 Planning Board Meeting Dates. Meetings are held at 7:30 PM, the first Monday of the month, unless otherwise noted. Meeting are held at the Town Hall.

Planning Board Chairman :
 Tibbs Ahlberg
 Residence:
 682-4609

Planning Board Secretary:
 Mary Pettit
 Town Hall:
 589-4592 ext 12

Town Hall Staff

Town Clerk: Jean Klatt

Town Hall: 589-4592 ext 10
clerk@townofgaines.org

Deputy Town/Water Billing Clerk, Planning/Zoning Board Secretary, Newsletter Editor: Mary Pettit

Town Hall: 589-4592 ext 12
water@townofgaines.org

Deputy Town Clerk: Sharon Harding

Town Hall: 589-4592

Town Justice: Bruce Schmidt

Town Hall: 589-4592 ext 15

Court Clerk: Marita Dumrese

Town Hall: 589-4592 ext 11
MDumrese@nycourts.gov

Highway/Water Superintendent: Ronald Mannella

Highway Garage: 589-5833
highway@townofgaines.org

Code Enforcement: Robert McGaffick

Town Hall: 589-4592 ext 17
Cell: 590-2565
codeenforcer@townofgaines.org

Assessor: Coleen Pahura

Orleans County Clerk's Building
Real Property Tax Office
589-5400 ex. 5133
Pahura@orleansny.com

County Dog Control Officer: Kathleen Smith

County Dispatch: 589-5527

Town Attorney: Douglas Heath

Heath & Martin: 638-6331

Town Historian: Delia Robinson

historian@townofgaines.org

Kirsten E. Gillibrand (D)

Rochester Office
Kenneth B. Keating Federal Office Building
100 State Street
Room 4195
Rochester, NY 14614
Tel. (585) 263-6250
Fax (585) 263-6247
Gillibrand.senate.gov/contact/

Charles E. Schumer (D)

Rochester Office
100 State Street, Room 3040
Rochester, NY 14614
Phone: 585-263-5866
Fax: 585-263-3173
Schumer.senate.gov/new_website/contact.cfm

Congress 26th District, Christopher Lee (R)

Greece Office
1577 West Ridge Road
Greece, NY 14615
Phone: (585) 663-5570
Fax: (585) 663-5711

State Senator 62nd District: The Honorable George Maziarz (R)

2578 Niagara Falls Blvd.
Wheatfield, NY 14304
716-731-8740
Fax: 716-731-8746
maziarz@senate.state.ny.us
-and-
915 Legislative Office Building
Albany, NY 12247
518-455-2024
Fax: 518-426-6987
www.senatormaziarz.com

Member of Assembly 139th District: The Honorable Stephen Hawley (R)

121 N. main St. Suite 100
Albion, NY 14411
585-589-5780
Fax: 585-589-5813
-and-
Room 531 Legislative Office Building
Albany, NY 12247
518-455-5811
Fax: 518-455-5558
www.assembly.state.ny.us

Town Of Gaines

14087 Ridge Road
Albion, NY 14411

Phone: 585-589-4592

Fax: 585-589-4525

www.townofgaines.org

Town Schedules

January

Town Board:
the 4th @ 7:30pm

Planning Board:
the 3rd @ 7:30 pm

Court:
Every Wednesday @ 3 pm
Wednesday the 12th:
DA night,
Wednesday the 19th:
DA night,

February

Town Board:
the 8th @7:30 pm

Planning Board:
the 7th @7:30 pm

Court:
Every Wednesday @ 3 pm
Wednesday the 9th:
DA night,
Wednesday the 16th.,
DA night,

March

Town Board:
the 8th @ 7:30 pm

Planning Board:
the 7th @7:30 pm

Court:
Every Wednesday @ 3 pm
Wednesday the 9th:
DA night,
Wednesday the 16th:
DA night,